

# Your right to vote

2021 NSW local council elections



# Your right to vote



People with intellectual disability are allowed to vote in local council elections in New South Wales.



There is a local council election on 4 December 2021.

You can vote.



In local council elections you help decide who will be on the council in your area.

# Enrol to vote




You must vote if

- You are 18 years or older
- You are an Australian citizen




Before you can vote you must enrol.



When you enrol your name is added to the list of people who can vote.

This list is called the **electoral roll**.




To check if you are on the electoral roll go to **[www.aec.gov.au](http://www.aec.gov.au)**

# If your name is not on the electoral roll




It is ok if your name is not on the electoral roll.


You can make a declaration vote at the polling place.



**Declaration vote** means that you say that you are allowed to vote.



You will then get the ballot paper for the area you say you can vote for.



To make a declaration vote you must bring your

- NSW Drivers Licence or
- NSW Photo Card

These are the only types of ID you can bring.



You can ask the election staff if you need help with your declaration vote.

# Voting in the NSW local council elections

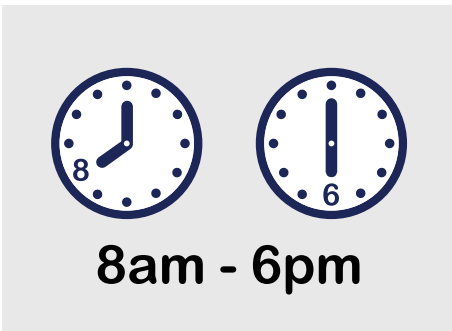


There are 4 ways you can vote in the local council elections.



## 1. On election day

Election day will be on 4 December 2021.



You can vote between 8am and 6pm.



If you need help you can take a friend, family member or support worker with you.



You need to go to a polling place to vote.

This could be a school, a church or the council.




To find out where you can vote go to

**[www.elections.nsw.gov.au](http://www.elections.nsw.gov.au)** or

Call **1300 135 736**

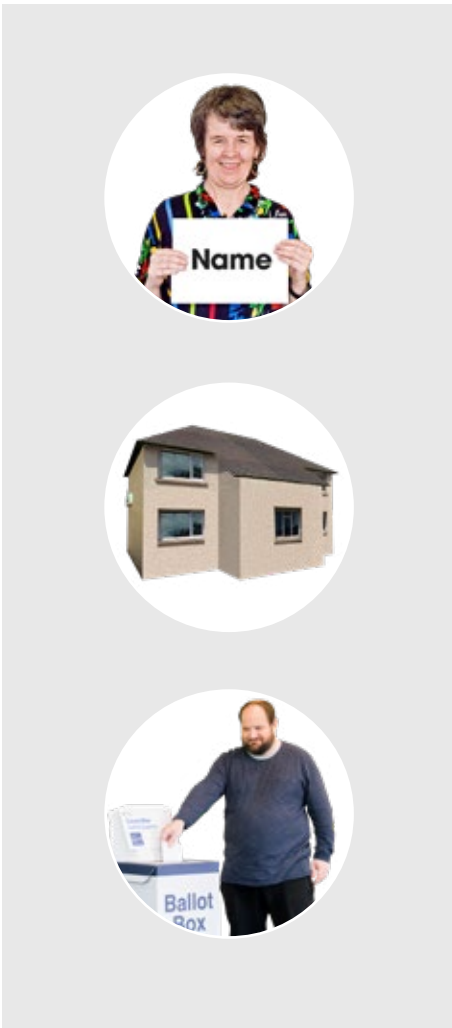


You might need to stand in a line at the polling place before you get inside.



When you get inside the polling place there will be staff wearing blue vests.

They are election officials and are there to help you.




When it is your turn an election official will ask you

1. Your name

2. Where you live and

3. If you have already voted in this election.



You do not need to show ID to have your name marked off the roll.



The staff will then give you ballot papers to vote with.

**Ballot papers** are your voting papers.






Take your papers to the booth and fill them out.



When you have finished fold the ballot paper and put it in the ballot box.



If you need help you can ask an election official.



## **2. Early voting in person**

You can go to some polling places before election day to vote.





To find out about voting early and opening times

Go to this website

[www.elections.nsw.gov.au](http://www.elections.nsw.gov.au) or

Call **1300 135 736**



### 3. Postal vote

Postal vote means you will get your ballot papers in the mail.



Fill out your ballot papers and post them back.



To get your ballot paper in the mail you can

Sign up online or print a form from this website


[www.elections.nsw.gov.au](http://www.elections.nsw.gov.au) or

Call **1300 135 736**



#### 4. iVote

iVote means you can vote online or on the phone.



To use iVote you need to

Go to this website

**[www.elections.nsw.gov.au/ivote](http://www.elections.nsw.gov.au/ivote)** or

Call **1300 248 683**



If you have any questions about any of this information contact the NSW Electoral Commission.

Call **1300 135 736**



There will be COVID rules when you go to the polling place.

Always check the latest NSW Health advice.

Council for Intellectual Disability made this document Easy Read. **CID** for short. You need to ask CID if you want to use any pictures in this document. You can contact CID at **[business@cid.org.au](mailto:business@cid.org.au)**.