



# **My Health Matters**

Made by Council for Intellectual Disability

# My Health Emergency Summary

**This page has important information that health workers will need in case of an emergency.**

Full name:

Preferred name:

**🗣️ Please speak to me first.**

Date of Birth:

Cultural background:

Home address:

Medicare number:

## How to support me to make decisions:

I make my own decisions

I make my own decisions with support

I have a guardian

Contact	Name	Phone number
Emergency contact		
Support person/guardian		
GP		

## Clinical Health Information

Tick the ones that apply to you:

Epilepsy

Diabetes

Swallowing risk

Allergies

Asthma

Heart condition

Cannot miss medication

Seizure action plan attached

Uses CPAP

High falls risk

Blood type:

# My TOP5

**These are the 5 most important things health workers need to know about me.**

This could be things like:

- How I communicate
- How I show pain or distress
- Things that can help me
- Things that upset me
- Important health information



**Write your TOP5 here:**

1. \_\_\_\_\_  
\_\_\_\_\_
2. \_\_\_\_\_  
\_\_\_\_\_
3. \_\_\_\_\_  
\_\_\_\_\_
4. \_\_\_\_\_  
\_\_\_\_\_
5. \_\_\_\_\_  
\_\_\_\_\_

Allergies: (see page 21)

Medical history summary: (see page 31)

Medication summary: (see page 33)

You can find more information about me in My Health Matters folder.

Completed by: \_\_\_\_\_ Date: \_\_\_\_\_

This document belongs to me. Please return it to me or my carer.

# About this folder



This is a folder for all of your health information.



You can use it to write what you want people to know about your health.



You can take it with you when you see your doctor or health worker.



It will help your health workers learn more about you and your health.



Take your time to fill in this folder.



You can ask someone you trust to help you with it.



You can choose the information you want to share.



You do not have to answer all the questions in this folder.



There is a lot of personal information in this folder.



Keep the folder in a safe place where no one else can see it.



A safe place might be in a

- Drawer in your bedroom
- Cabinet at your home.



Only share the information with people you trust like your doctor.

# Contents



## Part 1 About me

Use this part to tell people all about you.

You can fill in forms like

- How to support me
- What I like
- What I do not like.



## Part 2 My medical information

Use this part to tell people about your medical information.

You can fill in forms like

- My important health information
- My important contacts
- Health choices.



## Part 3 Tools for my appointment

Use this part to show health workers how you are feeling.

You can use tools like

- How sick I feel today
- I have these feelings today

# Contents



## Part 1 About me

- My personal information
- How I tell people things
- How to tell me things
- How to support me
- What I like
- What I do not like
- How I live
- About my disability

## My personal information



My name is



I was born on this date



My address is



My phone number is



My email address is



My **religion** is

**Religion** means ideas about life and God or Gods.



I speak

English

Another language which is

---



I am

Aboriginal

Torres Strait Islander

Aboriginal and Torres Strait Islander

Not Aboriginal nor Torres Strait Islander

Prefer not to say

## How I tell people things



Health workers need to know how you tell people

- What you want
- What you need
- If something is not right.



This will help them know how to talk to you.




This next part is about how you tell people things.



Tick the boxes that are right for you.

I tell people things with




Words



Photos



A communication board



A tablet or computer



Sign language



My eyes




In other ways like




Some people do not use words to tell other people things.



Health workers need to know how you answer questions without words.



Write down how you say yes



Write down how you say no



Write down how you say I do not know


## How to tell me things



This part tells health workers how to talk to you about things.



Tick the boxes that are right for you.



I can understand people better when they

Speak in a clear way

Say **1** thing at a time



Use easy words



Write things down



Show me photos



Give me time to think



Give me time to speak



In other ways like

## How to support me



Write down how people can support you.




This might be things like

- Give me information in Easy Read
- Talk to me about things I like when I am feeling scared
- Remind me about **appointments**.

**Appointments** are meetings with health workers to talk about your health.

## What I like



Use this page to write down what you like.

This might be

- Things you like to do
- People or pets you like
- Your favourite movie or music.



You can write, draw or stick photos.

## What I do not like



Write down what you do not like.

This might be things or people

- You do not like
- That make you upset
- That scare you.



You can write, draw or stick photos.


## How I live



Use this part to tell others who you live with.



You can tick the boxes that are right for you.



I live

On my own

With my family

With my partner




With other people like friends  
or flat mates



In a group home



Name of the main person who  
supports me in my group home



Phone number

## About my disability



You can tell your health worker about your disability.



It will help them understand your health needs better.



It is OK if you do not want to share information about your disability.



You can write information that you would like to share here.

This might be things like

- The type of disability you have
- How long have you had your disability.


# Contents



## Part 2 My medical information

- My important health information
- My important contacts
- My card numbers
- My private health insurance
- My NDIS plan
- Speaking up with my health workers
- Health choices
- People who support me to make health choices
- My medical history
- My medicine
- My health workers
- My health plans

## My important health information



Use this page to write down your important health information.

This might be

- Health issues you have now
- Things you are **allergic** to.

**Allergic** means you may get very sick from some things like medicines, nuts or bees.



You can write, draw or stick photos.

## My important contacts



Health workers may need to talk to the important people in your life.



You can write down the names of the important people in your life.



This could be a


- Partner or family member
- Friend
- Support worker
- **Guardian.**



A **guardian** is someone who can make decisions for you.




## Call this person when I get health care




Name of my.....

Phone number




Name of my.....

Phone number



Name of my.....

Phone number



Name of my.....

Phone number

# My card numbers



On this page you can fill in all of your card numbers.



My Medicare number is



My Health Care card number is



My pensioner concession card number is


## My private health insurance



Some people have private health insurance.



That means they pay money to get extra health care.



I have private health insurance.

Yes

No



My private health insurance is called



My private health insurance card number is

## My NDIS plan



I have an NDIS plan.

Yes

No



My NDIS number is



My next **plan reassessment meeting** is on this date

**Plan reassessment meeting** is when you look at your NDIS plan with an NDIS worker.



My NDIS plan ends on this date

## Speaking up with my health workers




Health workers will sometimes do things like

- Check if you have a fever
- Ask you for a blood test.




Health workers should ask if you understand what they want to do.



They should ask you if it is ok.



They should check you are still ok when they do it.



You can tell them to stop at any time.

## Health choices




You can make **health choices** about things like

- Doing a test like a blood test
- Taking medicines.



You can tell your health workers if you need support with your **health choices**.



Tick the box that is right for you.

I make my own health choices.

Yes

No

Sometimes

# People who support me to make health choices




Write down the names of the people who support you to make health choices.




This could be a

- Partner or family member
- Friend
- Support worker
- Guardian.



Name

Phone number



Name

Phone number

## My medical history




You can ask your doctor to write down your **medical history**.



Your **medical history** means

- Your health issues
- Times you went to the doctor or hospital
- Your medicines.




It is good to have an **annual health assessment** every year.

**Annual health assessments** are sometimes called health checks.



I had my last health check on this date



Name of the doctor who did my last health check



You can ask your doctor or the people who support you to write down your medical history here.

A large, empty rectangular box with a rounded bottom and a dark red border, intended for writing medical history.

 This part was filled in on this date

 Name of person who filled it in

## My medicine



It is important to tell your doctor about all the medicine you take.



You can bring all your medicine when you see your doctor.



You can use a box like a Webster-pak to keep your medicine in.



Ask your chemist to fill in the CID Tailorable Easy Read Medicine Letter.



The letter will say what your medicine is for and how to take your medicine.

You can find it here [cid.org.au/  
resource/easy-read-health-letters](https://cid.org.au/resource/easy-read-health-letters)



You can ask your chemist to write your medicine list on this page.

A large, empty rectangular box with a rounded top and a dark red border, intended for the pharmacist to write the medicine list.



Name of my chemist

Phone number

 This part was filled in on this date

## My health workers

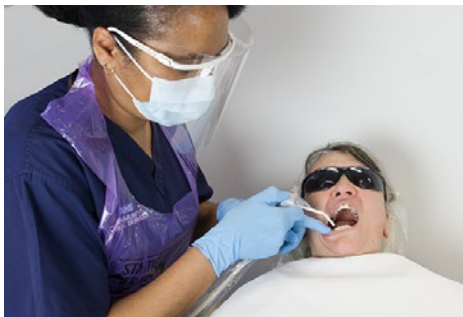


In this part you can write down all the doctors and health workers you see.



Name of my **doctor** or **GP**

Phone number



Name of my **dentist** who looks after my teeth

Phone number



Name of my **psychologist** or **psychiatrist** who supports my mental health

Phone number



**Tick the boxes of other doctors or health workers you see.**

It is OK if you see other health workers that are not on these pages.



Behaviour Support  
Practitioner



Eye Doctor



Hearing Specialist



Speech Therapist



Occupational  
Therapist



Podiatrist



Neurologist



Dietitian



Social Worker



**Tick the boxes of other doctors or health workers you see.**

Not all your health workers may be on this page.  
You can write their details on the next page.



Physio



Exercise Physio



Disability Liaison  
Officer



Aboriginal Health  
Worker



Nurse



Other specialist



The CID My Health Worker Guide says more about  
different health workers and what they do.

You can find it here [cid.org.au/resource-category/health](https://cid.org.au/resource-category/health)



**You can write details for all your health workers here.**



Name of my.....

Phone number



Name of my.....

Phone number



Name of my.....


Phone number



Name of my.....

Phone number

## My health plans



Some people have **health plans**.

**Health plans** help you

- Look after your health
- Give information to your health workers



You can tell your health workers about your health plans.



You can also put copies of your health plans into this folder.

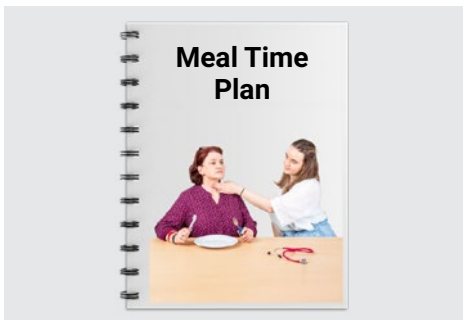


Tick yes or no for each of the health plans.



A **meal time plan** says


- what to eat and drink
- how to safely eat and drink.



I have a **meal time plan**.



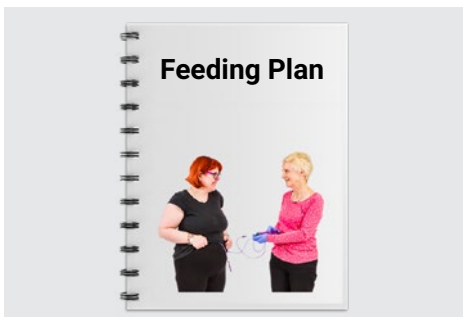
Yes



No




A **feeding plan** is for people that get food with a feeding tube.




I have a **feeding plan**.



Yes

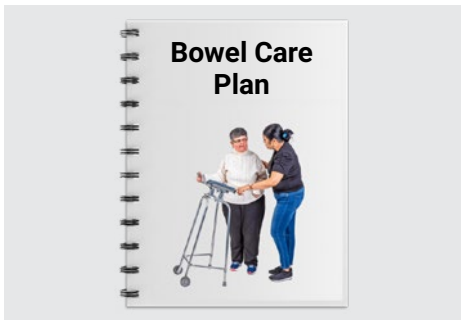


No



A **bowel care plan** says

- What your poo should look like
- How to support you if your poo changes




I have a **bowel care plan**.



Yes

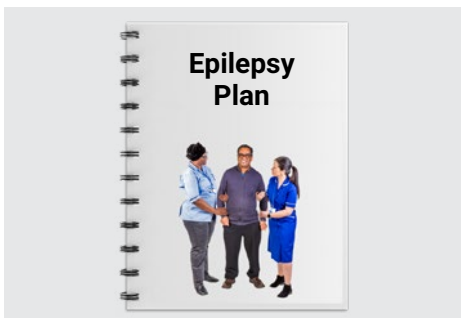


No



An **epilepsy plan** tells others what to do when you have a **seizure**.

**Seizure** means something in your brain changes how you move and feel.



I have an **epilepsy plan**.




Yes



No



A **behaviour support plan** helps other people to know what you want or need.



Sometimes others might have trouble understanding when

- You feel sad or sick
- You want or need something
- You do not have the right support.



A behaviour support plan helps other people to know what makes you feel happy and safe.



I have a **behaviour support plan**.



Yes



No



A **mental health plan** says how you look after your mental health.

**Mental health** means how you feel and deal with things.



I have a **mental health plan**.



Yes



No

I have other health plans like

# Contents



## Part 3 Tools for my appointment

- How sick I feel today
- Pain I feel today
- I have these feelings today
- My body
- Things I want to ask my health workers
- Notes

# How sick I feel today



Use this page to say how sick you feel.

You can use the faces to show your health worker.



Great



OK



Sick



Very sick

## Pain I feel today



Use this page to say how much pain you are in.

You can use the faces to show your health worker.



No pain



A bit of pain



A lot of pain



Worst pain

# I have these feelings today

You can point at the feelings that are right for you today.



Happy



Excited



Stressed



Confused



Scared



Angry



Sad

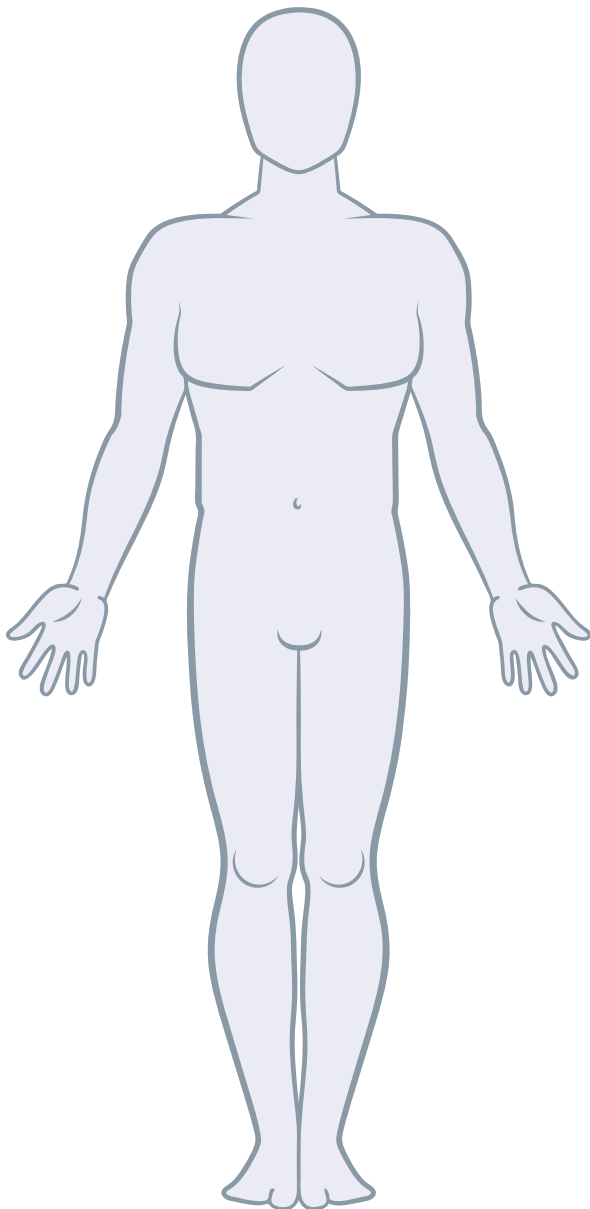


OK

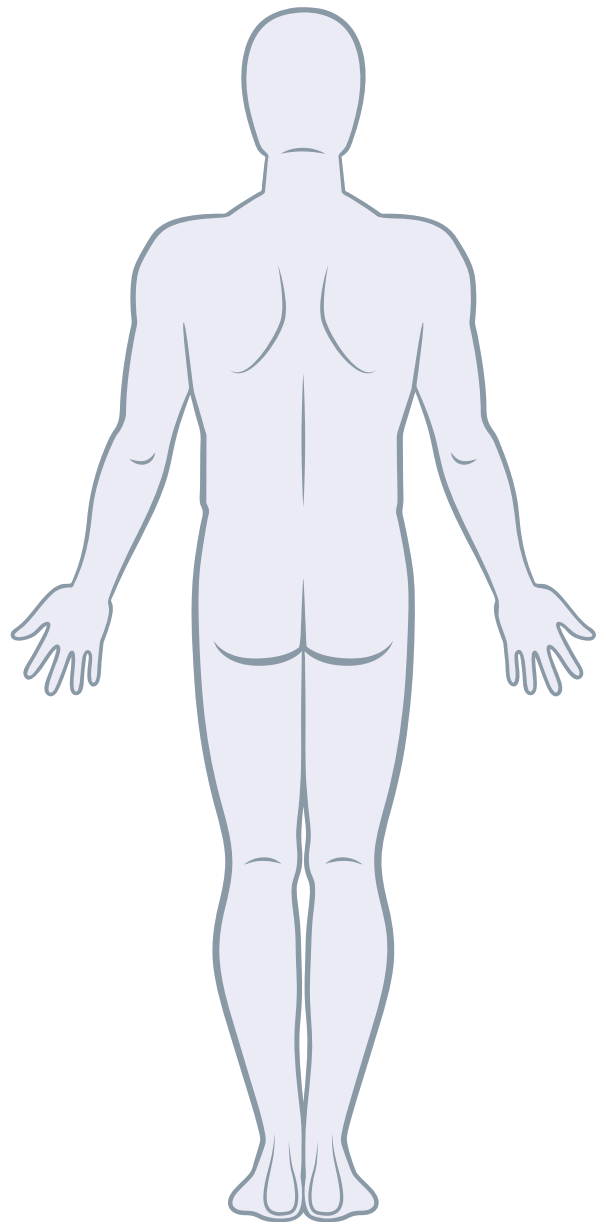
## My body

You can use this page to point at where something hurts or bothers you.

It is OK if you do not want to use this page.



**Front**



**Back**

# Things I want to ask my health workers

 Date

# Notes

 Date




You can print this page many times.

This page can be used in any part of the folder if you need extra space to write more things.



This is the end of your My Health Matters Folder.



You can add things to the folder like

- Letters from your doctor

- **Communication profile**

**Communication profile** is a paper that lets people know how you tell them things.

- **Vaccination history**

**Vaccination history** is your list of the dates when you got a vaccine.

- **Screening results**

**Screening results** are things like letters or photos after you had a scan or test.



Council for  
Intellectual Disability



**This is the new My Health  
Matters Folder.**

**This folder was originally made  
in 2023 and updated in 2026.**

**We made it together with  
people with intellectual  
disability and health workers.**

**We want to thank everyone  
who helped make it.**

**We got money from the  
Australian Government  
Department of Health Disability  
and Ageing.**

**The money is part of a program  
called Information Linkages  
and Capacity Building.**

**For more information  
contact CID**

 **Call 1800 424 065**

 **Email [health@cid.org.au](mailto:health@cid.org.au)**

 **Website [www.cid.org.au](http://www.cid.org.au)**



 **SCAN ME**

**Scan QR code for more  
CID health resources**